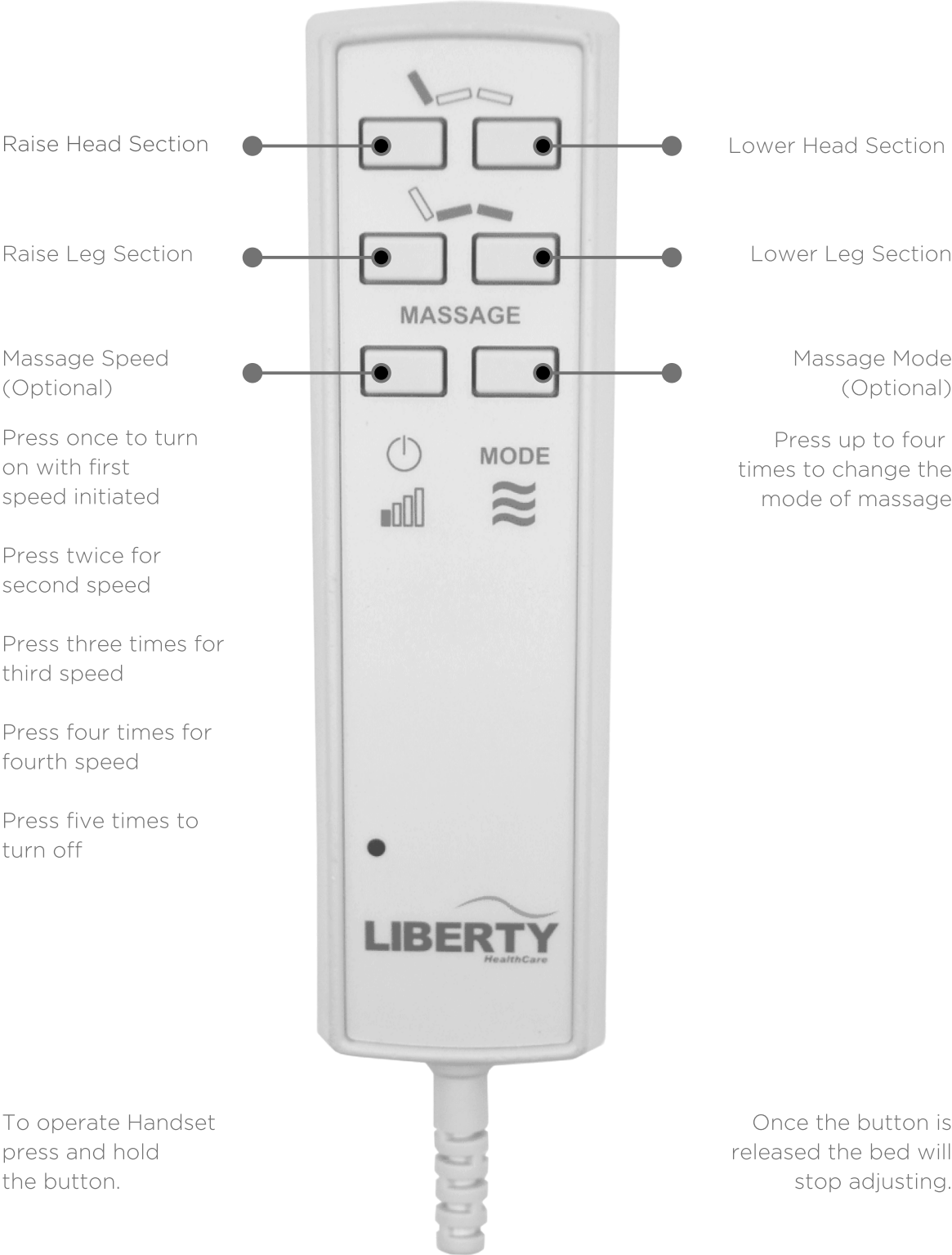




Linak Corded Handset User Manual



1. Homecare - Handset Function Guide



2. Homecare Hi-Lo - Handset Function Guide

Raise Head Section

Raise Leg Section

Raise Bed Height

Massage Speed (Optional)

Press once to turn on with first speed initiated


Press twice for second speed

Press three times for third speed

Press four times for fourth speed

Press five times to turn off

To operate Handset press and hold the button.



Lower Head Section

Lower Leg Section

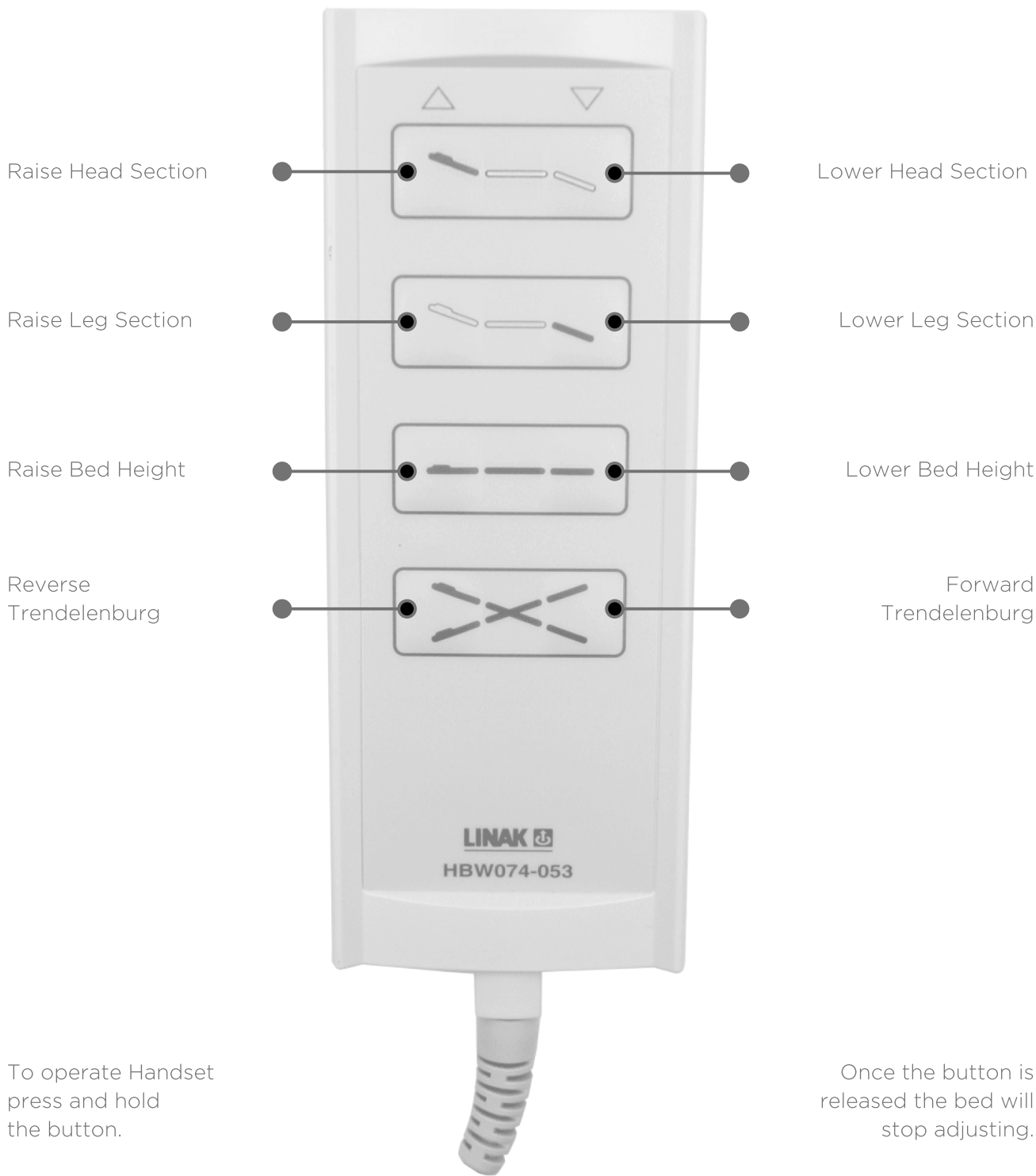
Lower Bed Height

Massage Mode (Optional)

Press up to four times to change the mode of massage

Once the button is released the bed will stop adjusting.

3. Homecare Hi-Lo with Trendelenburg (Forward & Reverse Tilt - Double/Queen) - Handset Function Guide



4. CLEANING

- Hand wipe the handset surface with a damp cloth and mild antibacterial solution if necessary.
- Dry thoroughly before use.

5. WARRANTY

The warranty is effective from the purchase date attached to the unit or on presentation of original documentation, i.e. receipts or tax invoice, and continues according to the periods detailed below.

5.1 CORDED HANDSET (3 Years)

All handsets purchased with the Liberty Healthcare consumer product are covered under this Warranty for a period of 3 years.

5.2 WARRANTY CONDITIONS (Original Purchaser Only)

Liberty Healthcare Pty Ltd ('Liberty') offers a warranty, which is only for the benefit of the original purchaser ('the purchaser') of the product and is non-transferable. An original purchaser is deemed to be a purchaser who has purchased the goods directly from Liberty or one of its authorised dealers.

5.3 THIS WARRANTY DOES NOT COVER THE FOLLOWING

- Damage due to abuse, misuse, tampering, accident, neglect or failure to properly clean the product.
- Any damage, malfunction or failure resulting from normal wear and tear.